

BOY SCOUTS PAINTING BOOK



FOR BOYS & GIRLS



Class ND 2399

Book B 6

Copyright N^o _____

COPYRIGHT DEPOSIT.



BOY SCOUTS PAINTING BOOK



Charles C. Thompson Co., Chicago



NI 2399
B6

Copyright, 1912

... by ...

Charles C. Thompson Co.



© Cl. A327018

1418 900-12



Mixing Colors





IN regard to the use of colors, but few directions are necessary. There are but three primary colors, the combination of which in different ways makes all the known variations. These three colors are red, yellow and blue, and from them are made the secondary colors in this way:

RED AND YELLOW MAKE ORANGE.

BLUE AND RED MAKE PURPLE.

YELLOW AND BLUE MAKE GREEN.

RED, YELLOW AND BLUE MAKE GRAY.

The pupil can work quite successfully in coloring the pictures with these three colors, but a greater variety will of course produce better results more easily. The pupil must never forget that brushes, paints and water must be kept perfectly clean, or the colors will be dull and muddy. Wash in the sky or other background first, using a large brush. Begin at the upper left hand corner, and sweep the brush across the page, carrying the color gradually downward, keeping it always wet enough so it will not streak.

Never try to work over a tone if you can avoid it, at least not until it is perfectly dry. Then if you wish to change or deepen the color you may do so. For fresh tints a combination of carmine or crimson lake and light red is good. The edge of a color may be softened by a clean, damp brush.

A good paint box should contain the following colors:

IVORY BLACK

BURNT LUMINE

PRUSSIAN BLUE

VERMILLION

SEPIA

GAMBOGE

ULTRA MARINE


LIGHT RED

VANDYKE BROWN

EMERALD GREEN

CRIMSON LAKE

YELLOW OCHRE



Boy Scouts Drilling





Boy Scouts Camping Out





Boy Scout Signaling





Boy Scouts Preventing a Wreck





Boy Scouts Hunting in the Woods





Boy Scouts Stopping a Runaway





Boy Scouts Playing Base Ball





Boy Scouts to the Rescue





Paul and His Pony Bob



F. H. [Signature]



A Brisk Canter Up to Town




W. H. H. H. H. H.




Getting the Mail at the Post Office





Taking a Drink at the Old Bridge





Hurrying to Help Stop a Grass Fire





Paul Beat Out the Fire With Green Branches





Paul Said, "Good Boy, Bob—Well Done"





T. I. Wetherbee






F. S. [unclear]




F. J. Wetherbee



F. J. Wetherbee





The Donkey—Freehand Pencil Drawing






Animal Pencil Drawings—Cattle





Studies of Dogs—Freehand Pencil Drawing




Goat Study—Freehand Pencil Drawing




Pencil Studies of the Horse



Outline Drawings—Animals



Studies of Foxes—Pencil



Outline Drawings—Birds —Animals

SEP 8 1912





LIBRARY OF CONGRESS



0 027 133 157 5